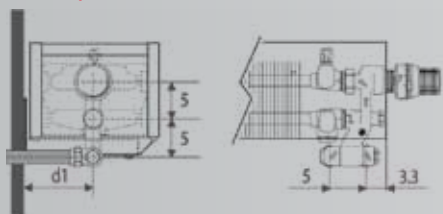
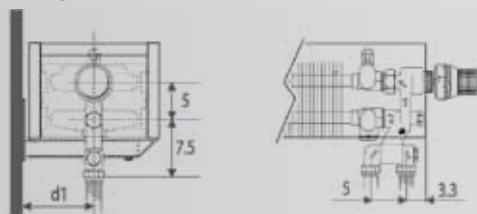


Connections Mini Wall & Freestanding

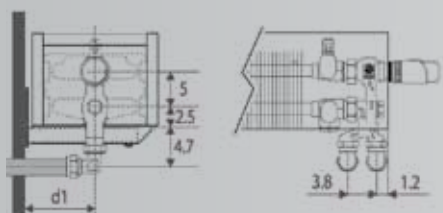
Comap valve to the wall



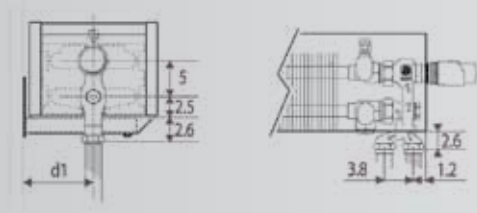
Comap valve to the floor



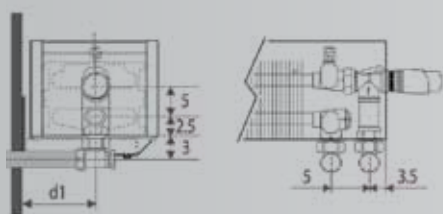
Pro valve to the wall



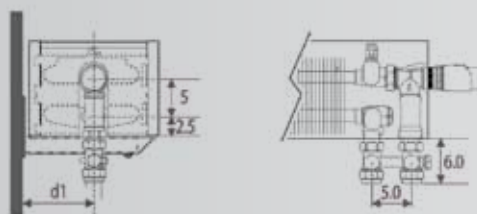
Pro valve to the floor



Valve to the wall



Valve to the floor



The valves offered are totally concealed within the standard casing. Other valves may be partially visible. For detailed information, see connection sets and valves on pages 55 - 60.



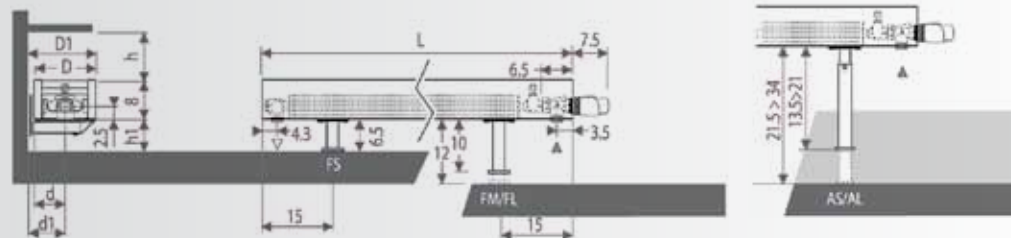
The Mini is available with both DBE and Oxygen options
See page 01A

16

radiator centre Ltd
efficiency radiators
www.radiatorcentre.com
t: 01323 486848



Dimensions Mini Wall & Freestanding Height 8.0 cm

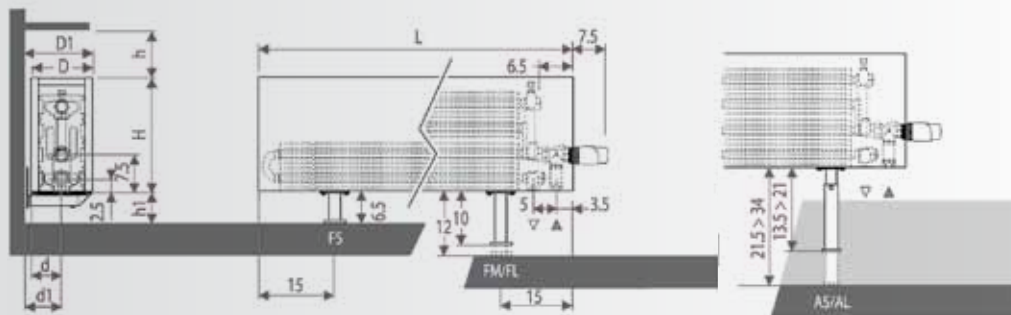


Type	Depth Freestanding	Projection Wall mounted	d	d1	h*	h1*
09	13.0	13.5	6.5	7.0	5.0	5.0
14	18.0	18.5	9.0	9.5	7.0	7.0
19	23.0	23.5	11.5	12.0	9.0	9.0

* Smaller dimensions can decrease output

Dimensions in cm

Dimensions Mini Wall & Freestanding Heights: 13, 23, 28 cm



Type	Depth Freestanding	Projection Wall mounted	d	d1	h*	h1*
05/06	8.0	8.5	4.0	4.5	5.0	5.0
10/11	13.0	13.5	6.5	7.0	7.0	7.0
15/16	18.0	18.5	9.0	9.5	9.0	9.0
20/21	23.0	23.5	11.5	12.0	11.0	11.0

* Smaller dimensions can decrease output

Dimensions in cm

Feet

FS = feet short : 6.5 cm FM = feet medium : 10 cm FL = feet long : 12 cm AS = adjustable feet short : 13.5 > 21 cm AL = adjustable feet long : 21.5 > 34 cm In units 180 cm or longer, 3 feet will be included as standard.