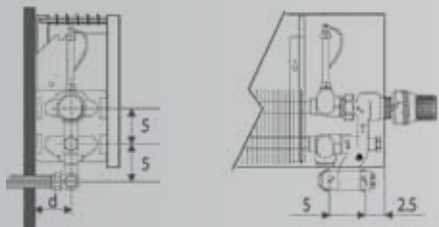
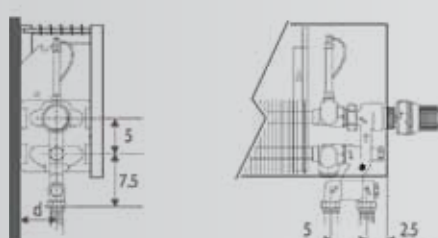


## Connections Synergy

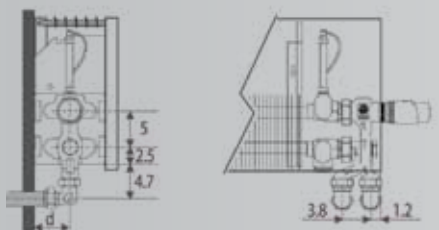
Comap valve to the wall



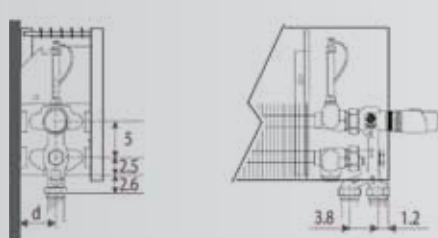
Comap valve to the floor



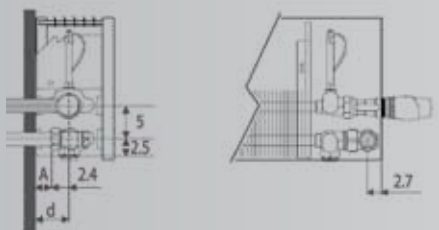
Pro valve to the wall



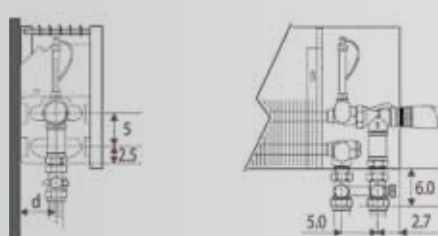
Pro valve to the floor



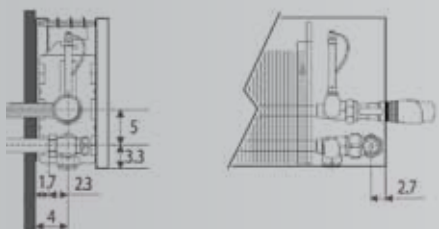
Valve to the wall



Valve to the floor



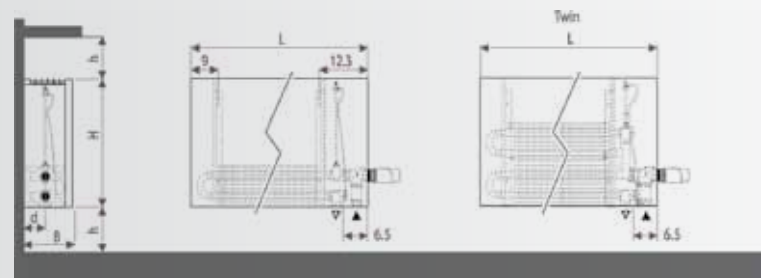
Type 6 valve to the wall



Type	d	A
06	4.0	1.8
10/11	5.2	2.9
15/16	7.7	5.3
20/21	10.2	7.9

The valves offered are totally concealed within the standard casing. Other valves may be partially visible. For detailed information, see connection sets and valves on pages 55 - 60.

## Dimensions Synergy Heights 20 cm to 95 cm



Type	Pipe Centres From the wall	Projection Wall mounted	h/min*
06	4.0	8.5	10.0
10/11	5.2	11.8	10.0
15/16	7.7	16.8	12.0
20/21	10.2	21.8	15.0

\* Smaller dimensions can decrease output Dimensions in cm

## Options Synergy

### Valve Options

Please see page 55

### Towel Rail

Towel rail in chrome-plated aluminium



Code	Length	£
5501.001	56	£126.20
5501.002	66	£126.20

### Brush



Code	£
5090.001	6.70

### Fixing calorimeter holder

Please contact radiator centre ltd for details and prices.

**dbe**  
Dynamic Boost Effect



The Synergy is available with both DBE and Oxygen options  
**See page 01A**

